





# Rate Change Information: Neopost IS/IM-400 Series

## Loading Rates

If you have Rate Change Protection and the mailing system is set-up in OLS, you need to perform a "Generic Call" to download the new rates.

### Buttons Used

The following buttons pictured are the IS-280. Although the machine panel may be different in appearance, the button operation is identical.

	Menu Button
	Rate Button
	OK Button
	Home Button

### Procedure

1. Press the "MENU" button.
2. Select "Online Service".
3. Select "Generic Call".  
The mailing system will begin a call to the server, wait until the "Transaction Successful" message is displayed.
4. Press the "home" button to return to the homescreen.