





Rate Change Information: Neopost IS-6000 / IM6000

Loading Rates

If you have Rate Change Protection and the mailing system is set-up in OLS, you need to perform a "Generic Call" to download the new rates.

Buttons Used

The following buttons pictured are the IS-280. Although the machine panel may be different in appearance, the button operation is identical.

	Menu Button
	Rate Button
	OK Button
	Home Button

Procedure

1. Press the "MENU" button.
2. Select "Online Service".
3. Select "Generic Call".
The mailing system will begin a call to the server, wait until the "Transaction Successful" message is displayed.
4. Press the "home" button to return to the homescreen.